















U 10 – T 4 Litoměřice horní nádraží – Lovosice – Chotiměř

⇔ DÚK















km	AŽD Praha s.r.o.	Vlak	25550		25552		25554		25556		25558		25560		25562
			 		 		 		 		 		 		 
		Ze stanice													
0		Litoměřice horní nádraží	7 14		9 14		11 14		13 14		15 14		17 14		19 14
2		Litoměřice Cihelna	x 7 16		x 9 16		x 11 16		x 13 16		x 15 16		x 17 16		x 19 16
4		Žalhostice	7 19		9 19		11 19		13 19		15 19		17 19		19 19
6		Lovosice závod							x 13 22		x 15 22		x 17 22		x 19 22
8		Lovosice	7 25		9 25		11 25		13 25		15 25		17 25		19 25
		Lovosice	7 31		9 32		11 32		13 32		15 32		17 32		19 32
10		Lovosice zastávka	x 7 35		x 9 35		x 11 35		x 13 35		x 15 35		x 17 35		x 19 35
14		Oparno	x 7 43		x 9 43		x 11 43		x 13 43		x 15 43		x 17 43		x 19 43
17		Chotiměř	7 48		9 48		11 45		13 48		15 48		17 48		19 48
		Do stanice													




 jede v  a  od 29.III. do 3.XI.

x zastávka na znamení

T 4 – U 10 Chotiměř – Lovosice – Litoměřice horní nádraží

⇔ DÚK

km	AŽD Praha s.r.o.	Vlak	25551		25553		25555		25557		25559		25561		25563
			 		 		 		 		 		 		 
		Ze stanice													
0		Chotiměř	8 08		10 08		12 08		14 08		16 08		18 08		20 08
3		Oparno	x 8 12		x 10 12		x 12 12		x 14 12		x 16 12		x 18 12		x 20 12
7		Lovosice zastávka	x 8 21		x 10 21		x 12 21		x 14 21		x 16 21		x 18 21		x 20 21
9		Lovosice	8 25		10 25		12 25		14 25		16 25		18 25		20 25
		Lovosice	8 32		10 32		12 32		14 32		16 32		18 32		20 32
11		Lovosice závod							x 14 34		x 16 34		x 18 34		x 20 34
13		Žalhostice	8 37		10 37		12 37		14 37		16 37		18 37		20 37
15		Litoměřice Cihelna	x 8 39		x 10 39		x 12 39		x 14 39		x 16 39		x 18 39		x 20 39
17		Litoměřice horní nádraží	8 42		10 42		12 42		14 42		16 42		18 42		20 42
		Do stanice													

 jede v  a  od 29.III. do 3.XI.

x zastávka na znamení